

task_yp4rbdlj8kktyrhp_with_calculation

Student Group

First Name	Surname	Matrikel Nr.

Table of Contents

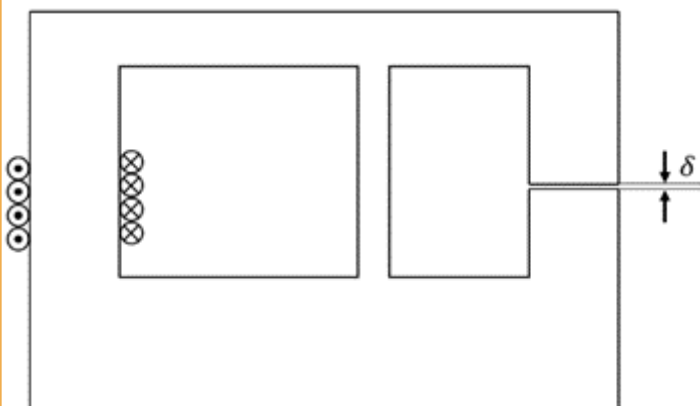
Exercise E8 Magnetic Circuit (written test, approx. 7 % of a 120-minute written test, SS2022)
..... 2

magnetic circuit, exam ee2 SS2022

Exercise E8 Magnetic Circuit
(written test, approx. 7 % of a 120-minute written test, SS2022)

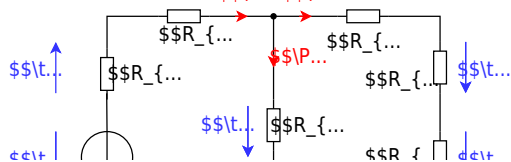
The magnetic setup below shall be given. Draw the equivalent magnetic circuit to represent the setup fully. Name all the necessary magnetic resistances, fluxes, and voltages. The components shall be designed in such a way, that the magnetic resistance is constant in it.

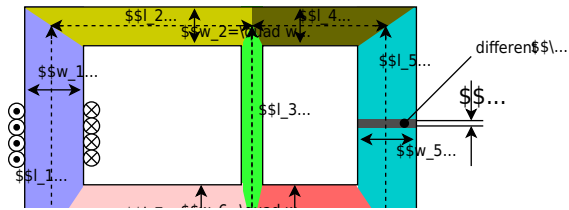
Formulas are not necessary.



Path

Watch for parts of the magnetic circuit, where the width and material are constant. These parts represent the magnetic resistors which have to be calculated individually. Be aware, that every junction creates a branch with a new resistor, like for an electrical circuit - there must be a node on each "diversion".

$$R_{\text{m}} = \frac{l}{\mu_0 \mu_r w \cdot h}$$




From:
<https://wiki.mexle.org/> - MEXLE Wiki

Permanent link:
https://wiki.mexle.org/ee2/task_yp4rbdlj8kktyrhp_with_calculation

Last update: **2024/07/07 04:50**

