

6 Sequential Logic

Student Group

First Name	Surname	Matrikel Nr.

Table of Contents

6. Sequential Logic	2
6.1 State Diagram, State Transition Diagram	2
6.1.1 Motivation	2

6. Sequential Logic

“I Know What You Did Last Cycle”

6.1 State Diagram, State Transition Diagram

6.1.1 Motivation

The diagrams of different states are well known from physics for example the state diagram (or better: phase diagram) of water, where its three states are: solid ice, liquid water and gaseous steam.

The possible state transitions are

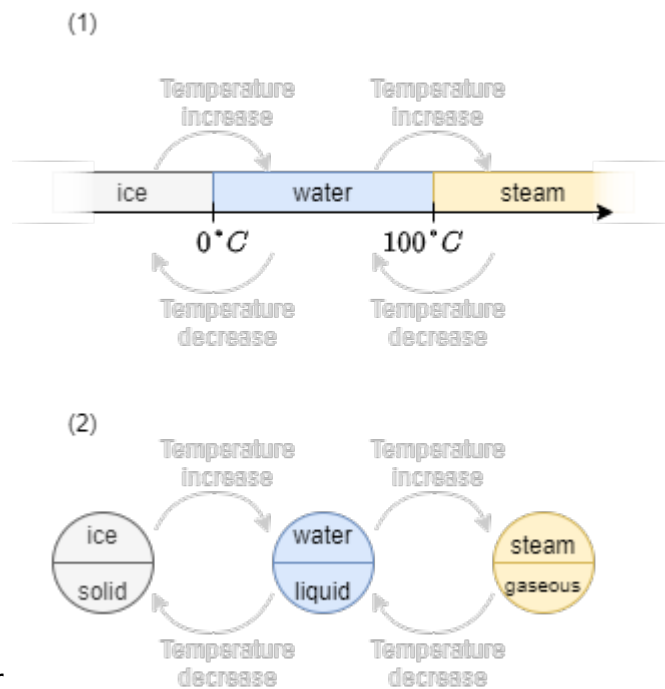


Fig. 9: State Diagram of water

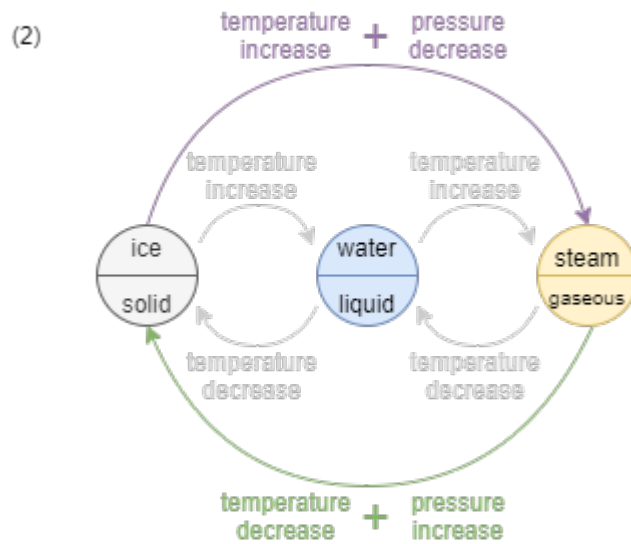
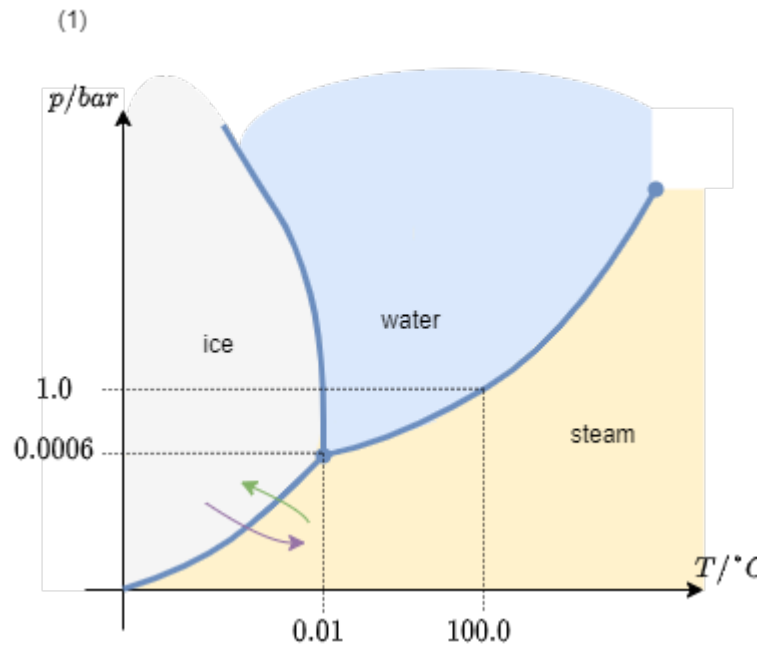


Fig. 9: State Diagram of water

From:
<https://wiki.mexle.org/> - MEXLE Wiki

Permanent link:
https://wiki.mexle.org/introduction_to_digital_systems/sequential_logic?rev=1637534386

Last update: 2021/11/21 23:39

