

# 6 Sequential Logic

## Student Group

First Name	Surname	Matrikel Nr.

## Table of Contents

- 6. Sequential Logic ..... 2
- 6.1 State Diagram, State Transition Diagram ..... 2
- 6.1.1 Motivation ..... 2

# 6. Sequential Logic

“I Know What You Did Last Cycle”

## 6.1 State Diagram, State Transition Diagram

### 6.1.1 Motivation

The diagrams of different states are well known from physics for example the state diagram (or better: phase diagram) of water, where its three states are: solid ice, liquid water and gaseous steam. The possible state transitions are due to temperature increase or decrease.

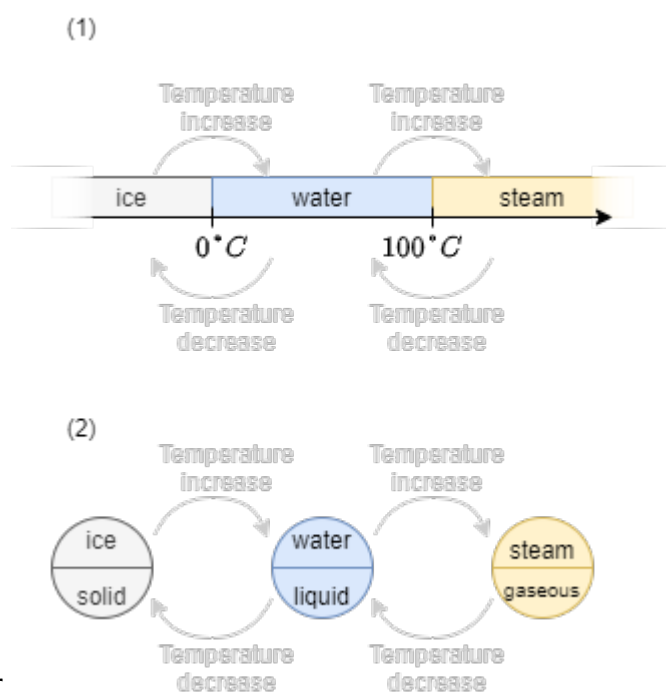


Fig. 9: State Diagram of water

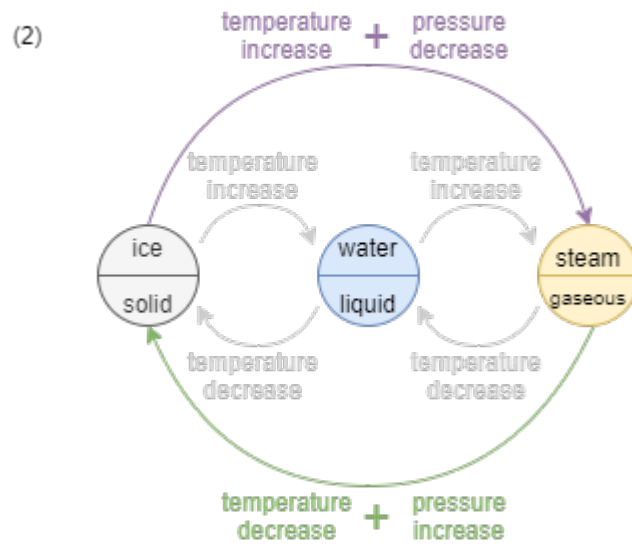
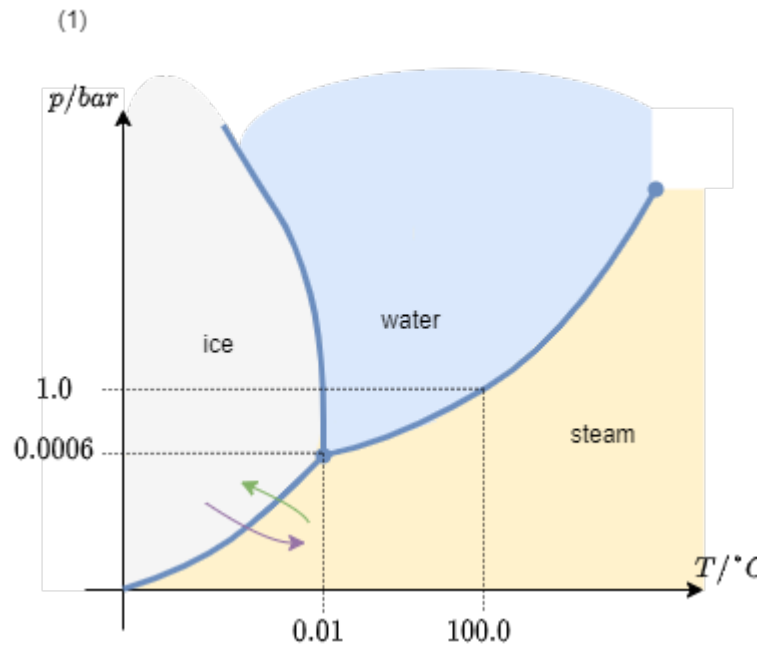


Fig. 9: State Diagram of water

From:  
<https://wiki.mexle.org/> - MEXLE Wiki

Permanent link:  
[https://wiki.mexle.org/introduction\\_to\\_digital\\_systems/sequential\\_logic?rev=1637534816](https://wiki.mexle.org/introduction_to_digital_systems/sequential_logic?rev=1637534816)

Last update: 2021/11/21 23:46

