

Photodiode as current source

Student Group

First Name	Surname	Matrikel Nr.

Table of Contents

Photo Diode as current source 2

Photo Diode as current source

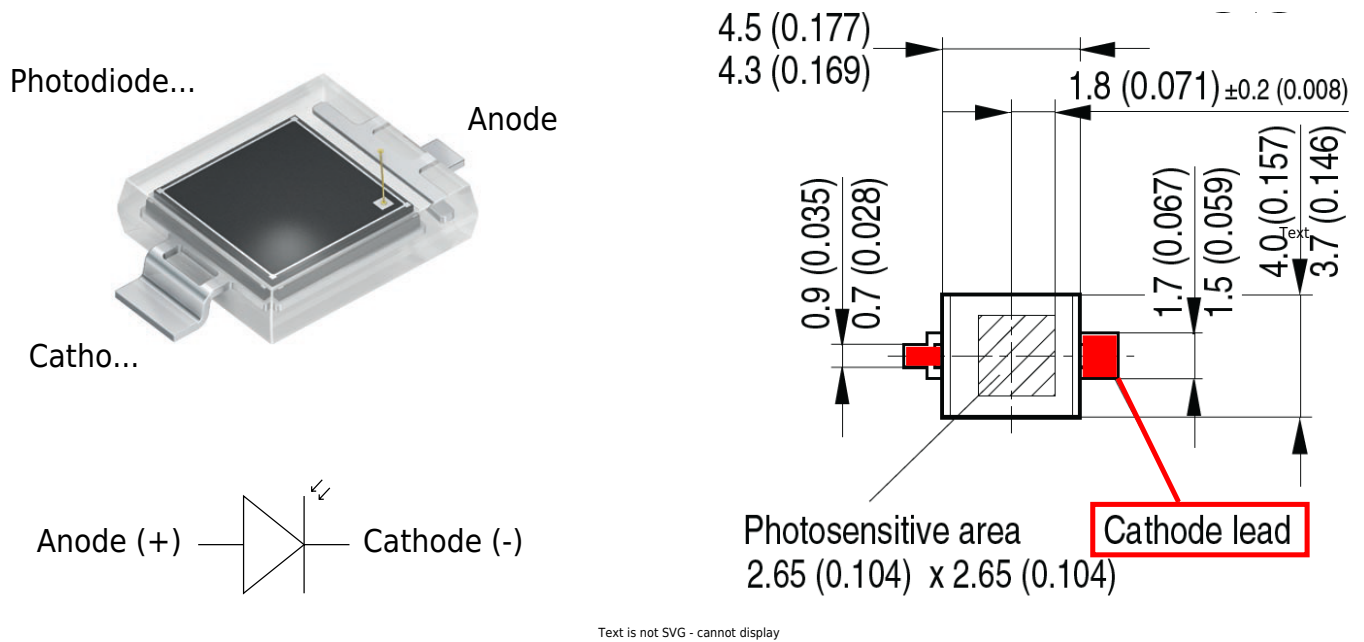


Fig. 2: Inverting Op-Amp: Photo Diode BPW34S

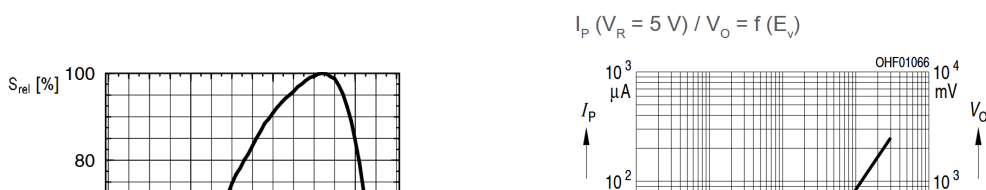


Fig. 3: Inverting Op-Amp: Photo Diode taken from datasheet of BPW34S

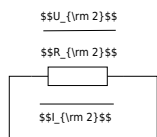


Fig. 4: Inverting Op-Amp: Photo Diode as current source

$$U_{DD} \approx 10\text{V}, U_{SS} \approx -10\text{V}$$

Complete the arrows in the scematic of the circuit.

Take the values for U_1, U_2, U_{OUT} from figure ##.

Use these values to calculate the sum of the voltages at node N_{12} .

Compare your result by measuerement.

$$U_1 \approx$$

$$U_2 \approx$$

$$U_{OUT} \approx$$

$$\text{Calculated } U_{N_{12}} \approx$$

$$\text{Measured } U_{N_{12}} \approx$$

What are your results?

$\{\rm \dots\}$

$\{\rm \dots\}$

$\{\rm \dots\}$

What will happen if you short-circuit R_2 ?
Try it and explain your results.

$\{\rm \dots\}$

$\{\rm \dots\}$

$\{\rm \dots\}$

$\{\rm \dots\}$

$\{\rm \dots\}$

$\{\rm \dots\}$

$\{\rm \dots\}$

$\{\rm \dots\}$

$\{\rm \dots\}$

$\{\rm \dots\}$

$\{\rm \dots\}$

From:
<https://wiki.mexle.org/> - **MEXLE Wiki**

Permanent link:
https://wiki.mexle.org/lab05_en/inverting_op-amp_photo_diode_as_current_source?rev=1776418242

Last update: **2026/04/17 11:30**

