

Photodiode as current source

Student Group

First Name	Surname	Matrikel Nr.

Table of Contents

Photodiode as current source 2

Photodiode as current source

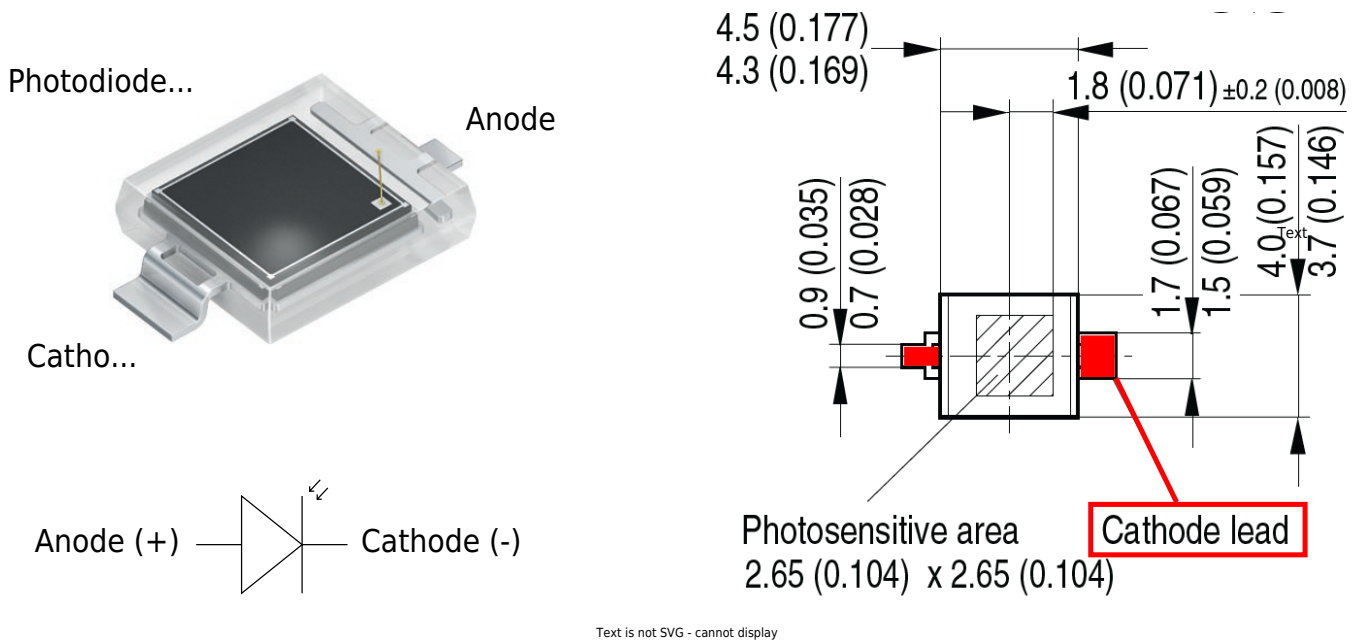


Fig. 2: Inverting Op-Amp: Photodiode BPW 34 S

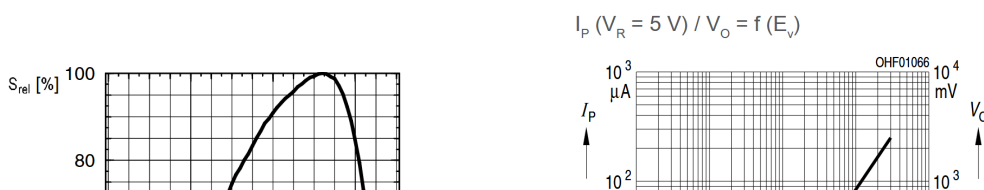


Fig. 3: Inverting Op-Amp: Diagramms of BPW 34 S

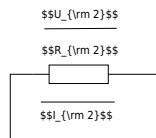


Fig. 4: Inverting Op-Amp: Photo Diode as current source

$$U_{DD} \approx 10\text{ V}, U_{SS} \approx -10\text{ V}$$

We assume a good illuminated room of 300 lx, illuminated by a white LED. White light is a mixture of many wavelengths across the visible spectrum, roughly 380 to 780 nm. For a typical white LED, the spectrum usually comes from a blue LED chip with a peak around 450 nm, plus a broader phosphor emission that spreads across green, yellow, and red wavelengths. For an easier calculation, we take a mean value of 500 nm which is close to the peak value of the blue LED and 300 lx for the illumination. (500 nm is in reality a greenish light and not blue) The graph in figure 3 shows that the photodiode sensitivity at 500 nm is only 30%. The maximum current (100%) at 300 lx is 30 μA .

We can now estimate the current we would expect from the photodiode at 300 lx:

$$I_1 = 30\ \mu\text{A} * 0.3 = 9\ \mu\text{A}$$

$$I_1 \approx 10\ \mu\text{A}$$

30% of 30 μA is roughly 10 μA .

We will assume a current of 10 μA at 300 lx for our calculations.

Complete the arrows in the schematic of the circuit in figure 4.

Calculate R_2 so that $U_{OUT} = 5\text{ V}$ at 300 lx. Take a resistor from the E6 series that is as close as possible to the calculated value.

Also enter the values for I_1 , I_2 , U_2 and U_{OUT} .

$$I_1 = \text{?}$$

$I_{\text{2}} \approx$

$U_{\text{2}} \approx$

$U_{\text{OUT}} \approx$

$R_{\text{2}} \approx$

What value would you expect for U_{D} and why?

$U_{\text{D}} \approx$

$\{ \dots \}$

$\{ \dots \}$

$\{ \dots \}$

$\{ \dots \}$

$\{ \dots \}$

$\{ \dots \}$

What value would you expect for U_{D} at 300 lx when it is not connected to the Op-Amp or any other electronic component (open-circuit voltage) and why?

$U_{\text{D}} \approx$

mV

mV

mV

mV

mV

mV

Measure or calculate the values given in the table below.

Illumination	U_{OUT} [mV]	I_{1} [μA]	I_{2} [μA]	U_{D} [mV]	U_{D} [mV]
dark...					X
300 lx...		...			

Tab. 1: Photodiode measured and calculated values

From:
<https://wiki.mexle.org/> - **MEXLE Wiki**

Permanent link:
https://wiki.mexle.org/lab05_en/inverting_op-amp_photo_diode_as_current_source?rev=1776697062

Last update: **2026/04/20 16:57**

