

# Photodiode as current source

## Student Group

First Name	Surname	Matrikel Nr.

## Table of Contents

Photodiode as current source ..... 2

**Photodiode as current source**

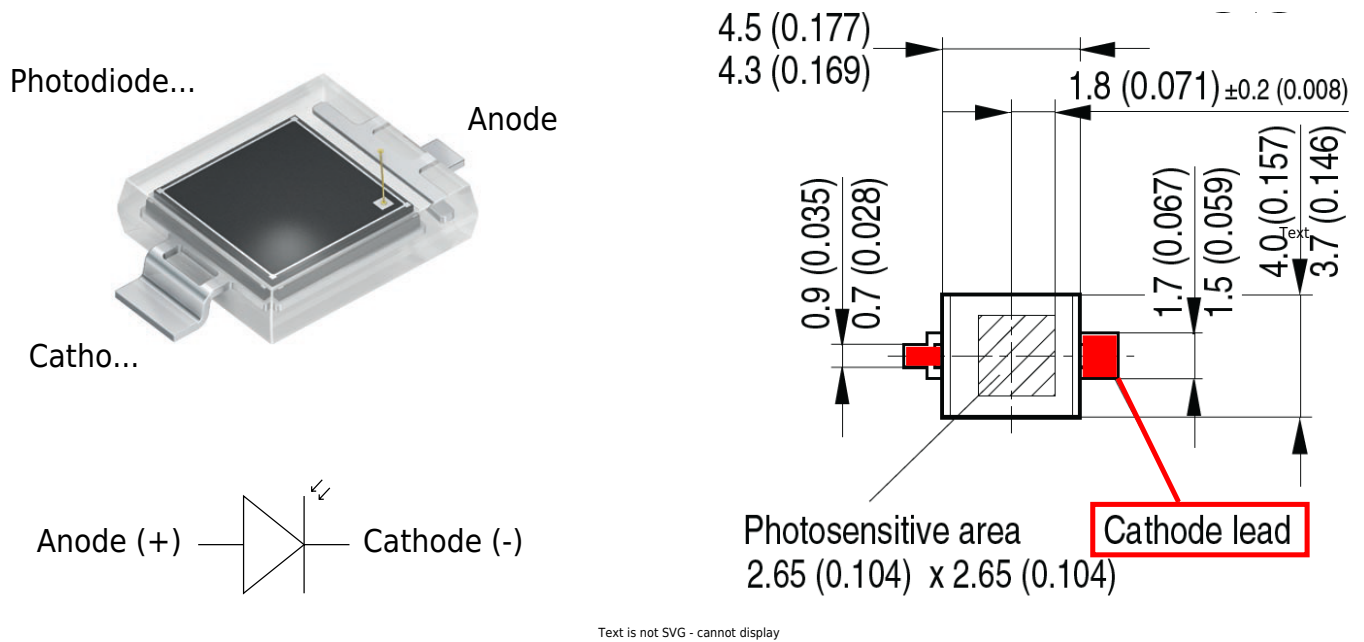


Fig. 2: Inverting Op-Amp: Photodiode BPW 34 S



Fig. 3: Inverting Op-Amp: Diagramms of BPW 34 S

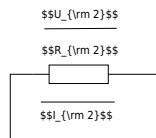


Fig. 4: Inverting Op-Amp: Photo Diode as current source

$$U_{DD} \approx 10\text{ V}, U_{SS} \approx -10\text{ V}$$

We are assuming a well-lit room with an illuminance of 300 lx, lit by a white LED. White light is a mixture of many wavelengths across the visible spectrum, roughly 380 to 780 nm. For a typical white LED, the spectrum usually comes from a blue LED chip with a peak around 450 nm, plus a broader phosphor emission that spreads across green, yellow, and red wavelengths. For an easier calculation, we take a mean value of 500 nm which is close to the peak value of the blue LED and 300 lx for the illumination. (500 nm is in reality a greenish light and not blue)

The graph in [figure 3](#) shows that the photodiode sensitivity at 500 nm is only 30%. The maximum current (100%) at 300 lx is 30  $\mu\text{A}$ .

We can now estimate the current we would expect from the photodiode at 300 lx:

$$I_1 = 30 \mu\text{A} * 0.3 = 9 \mu\text{A}$$

$$I_1 \approx 10 \mu\text{A}$$

30% of 30  $\mu\text{A}$  is roughly 10  $\mu\text{A}$ .

**We will assume a current of 10  $\mu\text{A}$  at 300 lx for our calculations.**

Complete the arrows in the circuit diagram in [figure 4](#).

Calculate  $R_2$  so that  $U_{OUT} = 5\text{ V}$  at 300 lx. Take a resistor from the E6 series that is as close as possible to the calculated value.

Also enter the values for  $I_1$ ,  $I_2$ ,  $U_2$  and  $U_{OUT}$ .

$$I_1 = \text{ } \mu\text{A}$$

$$I_{\text{2}} \approx$$

$$U_{\text{2}} \approx$$

$$U_{\text{OUT}} \approx$$

$$R_{\text{2}} \approx$$

What value would you expect for  $U_{\text{D}}$  in figure 4 and why?

$$U_{\text{D}} \approx$$

$\{ \dots \}$

$\{ \dots \}$

$\{ \dots \}$

$\{ \dots \}$

$\{ \dots \}$

$\{ \dots \}$

What value would you expect for  $U_{\text{D}}$  at 300 lx when the photodiode is not connected to the Op-Amp or any other electronic component (open-circuit voltage) and why?

$U_{\text{D}} \approx$

$\text{mV}$  .....

$\text{mV}$  .....

$\text{mV}$  .....

$\text{mV}$  .....


$\text{mV}$  .....

$\text{mV}$  .....

Measure or calculate the values given in the table below.

Illumination	$U_{\text{OUT}}$ [mV]	$I_{\text{1}}$ [ $\mu\text{A}$ ]	$I_{\text{2}}$ [ $\mu\text{A}$ ]	$U_{\text{D}}$ [mV]	$U_{\text{D}}$ [mV]
dark...					X
300 lx...		...			

Tab. 1: Photodiode measured and calculated values



From:

<https://wiki.mexle.org/> - **MEXLE Wiki**

Permanent link:

[https://wiki.mexle.org/lab05\\_en/inverting\\_op-amp\\_photo\\_diode\\_as\\_current\\_source?rev=1777290431](https://wiki.mexle.org/lab05_en/inverting_op-amp_photo_diode_as_current_source?rev=1777290431)

Last update: **2026/04/27 13:47**

